

Supporting Cold Load Pickup with Demand Response

National Town Hall Meeting on
Demand Response and Smart Grid

Harjeet Johal, GE Global Research
Jason Black, GE Global Research
Bernard Lecours, GE Energy
Bill Burke, GE Appliances



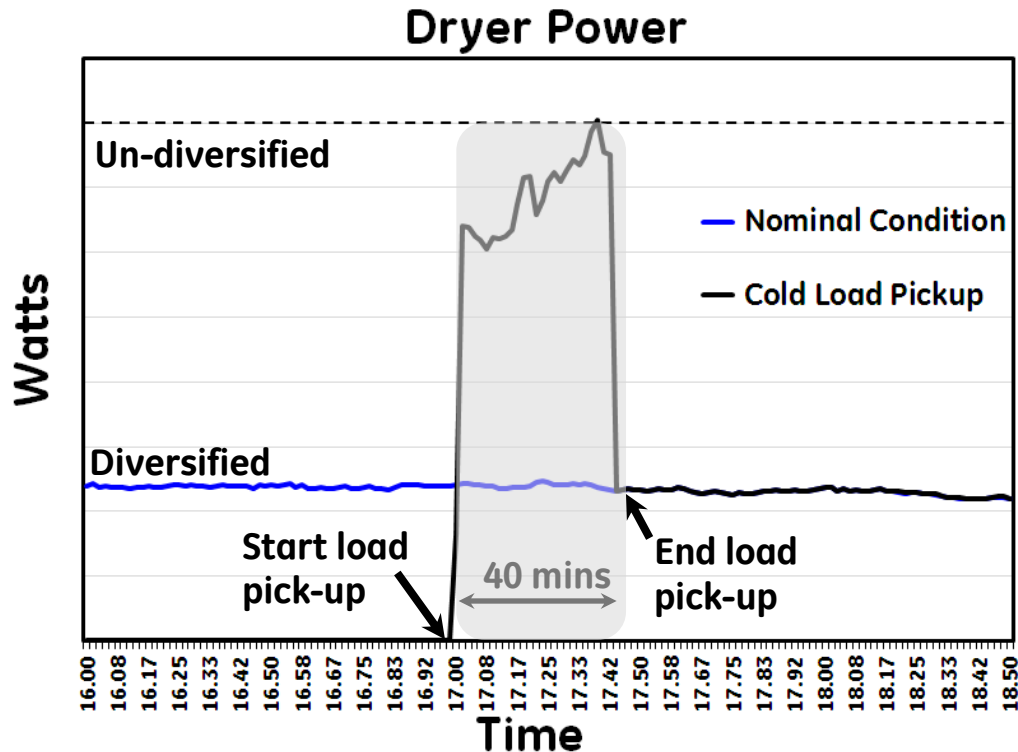
What happens under Cold Load Pickup?

Under normal operating conditions:

- Peak power demand is 20-50% of the undiversified peak demand

After an extended period of outage:

- Load diversity is lost, and peak demand increases



Uncontrolled peak demand results in:

- ❖ Degradation of equipment life
- ❖ Higher system losses
- ❖ Delays in circuit pickup

How is it done today?

Possibility 1: All the load is brought online at the same time

Drawback: Results in high peak power demand for an extended period of time

Possibility 2: Sectionalize the load into different pockets and restore power to one pocket at a time

Drawback: Results in delayed restoration for multiple load groups

How can Demand Response Support?

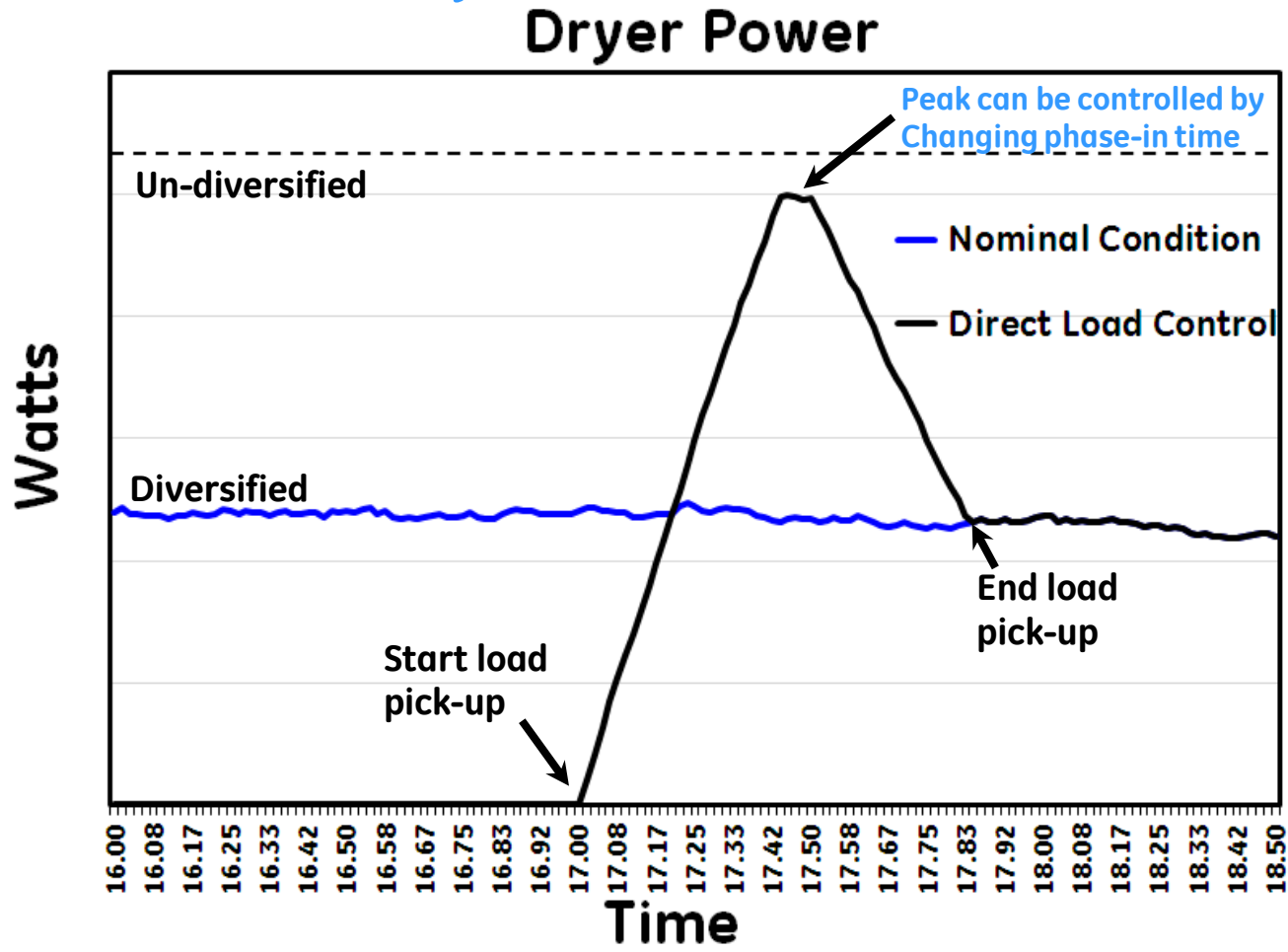
With Demand Responsive loads:

- ✓ Peak power drawn by the system can be reduced
 - ✓ Power can be restored simultaneously to more consumers
 - All critical appliances are restored immediately
 - Non critical appliances are restored using one of the methods below
1. **Direct Load Control:** Loads are divided into groups and turned on in phases over time to maintain diversity
 2. **PWM control:** Loads are turned on by modulating the input power demand
 3. **Voltage control:** Loads are turned on at reduced voltages. Not applicable to voltage critical appliances.

Cold Load Pickup with Direct Load Control

Controlled Pick-up of load:

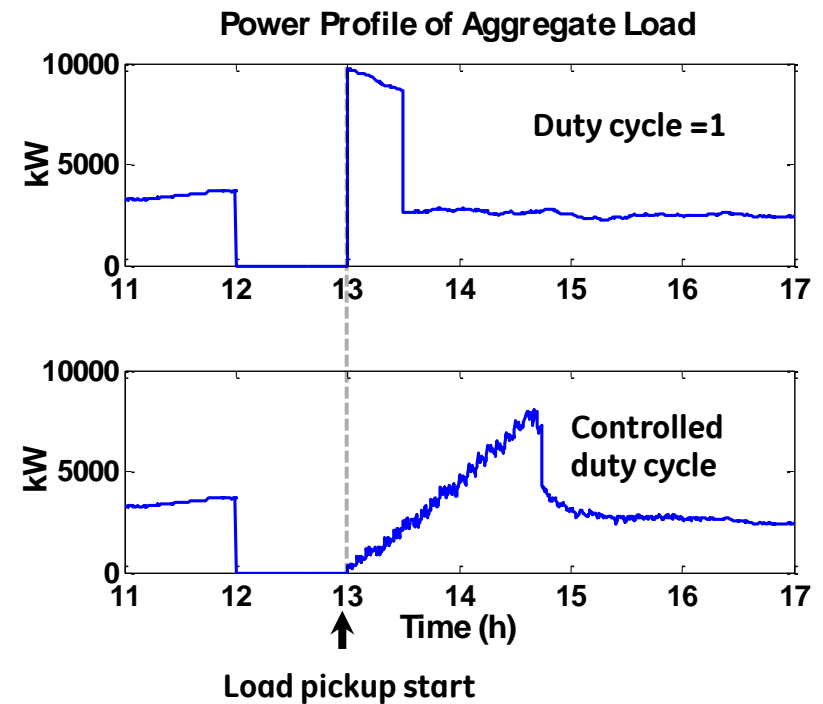
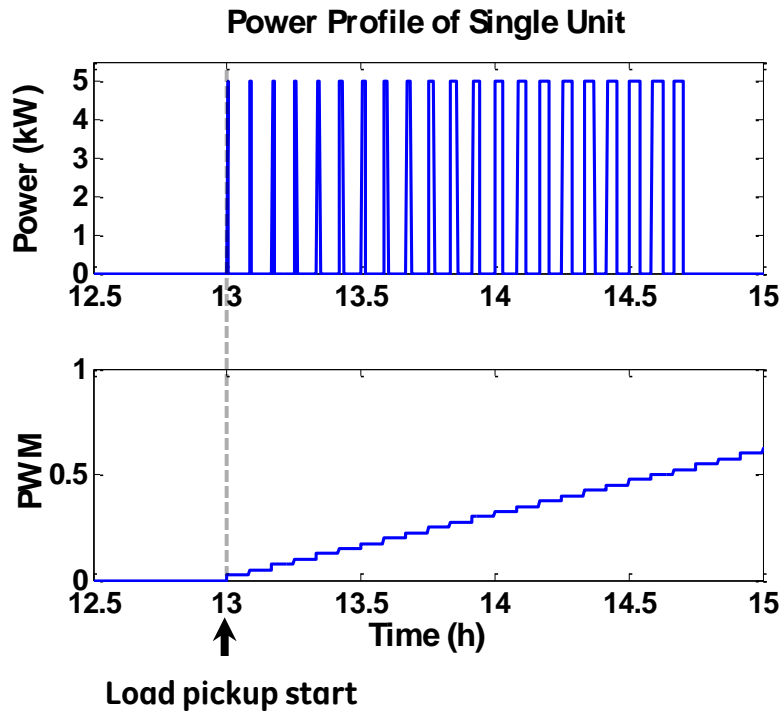
- Limits peak power demand on the circuit
- Phases in non-critical loads
- Maintains load diversity



Cold Load Pickup with PWM Control

Power intake is managed through a controlled PWM control of input power to appliances

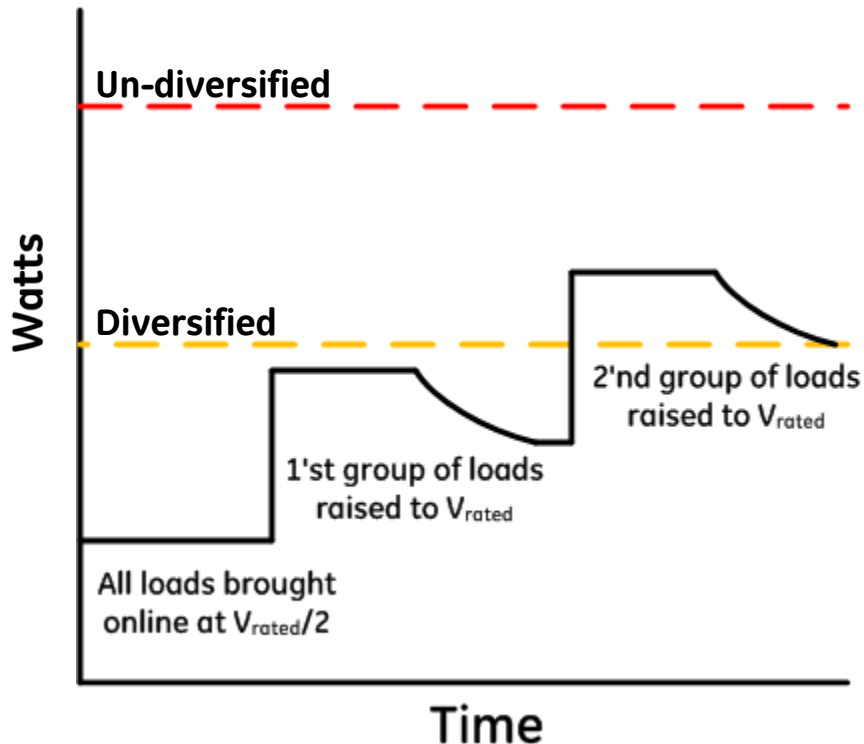
- Each unit receives identical increasing Duty Cycle command
- Duty Cycle slowly increases back to 1 (full power)
- Rate of increase in duty cycle controls the peak power demand



Cold Load Pickup with Voltage Control

Power intake is managed through a controlled input voltage

- All appliances are picked up at reduced power level
- Power intake is controlled by ramp-up of input voltage



Illustrated with an example for water heater ($P = V^2/R$):

1. All water heater loads are brought online at $V_{rated}/2$
→ Power demand = $P_{un-diversified} / 4$
2. Voltage for the first group is raised to V_{rated}
→ Power demand increases and reaches steady state
3. Voltage for the next group is raised to V_{rated}
→ Power demand increases and reaches steady state
4. As a result, the total peak power is always contained

What infrastructure is required?

Control units: for controlling input power to the appliances

- Step-down transformers: Voltage control
- Relay/switch: Direct load control, low frequency PWM

Communications: for information exchange between utility & appliances

- e.g. Zigbee, Power Line Carrier

Measurement: for monitoring local load status

- e.g. Metering infrastructure (AMI)

Conclusions

Demand Response can improve Cold Load Pickup by:

- Reducing coincident peaks after outages
- Maintaining load diversity
- Allowing for faster restoration of customers
- Prioritizing critical loads over non critical loads within premises

But Needs. . .

- Additional investments in hardware, controls, communications
- Regulatory and rate structures for implementation